

2019

2020018

2020 04

			002208
			Hefei Urban Construction Development Co., Ltd
			HUCD

	913401007139651607
	2015 3 6
	185,316,118 57.89%
	2015 12

/	0.6318	0.4833	30.73%	0.2592
	15.98%	13.41%	2.57%	7.87%
	2019	2018		2017
	15,831,139,565.08	12,813,386,229.75	23.55%	11,568,001,713.33
	2,154,295,301.54	1,862,713,768.01	15.65%	1,743,219,862.96

/

	272,364.49	3,560,000.00	305,000.00	
	5,349,040.89			
	-23,728,998.21	83,342.73	720,631.85	
	34,228.33			
	-4,973,407.79	897,718.01	266,005.00	
	653,649.47	158,811.75	12,256.13	
	-13,827,101.66	2,534,342.26	785,758.86	--

1

	2019

2

1

AAA

200

10

		- -		3
	4			
7				
	12			
2019				
			Wind	2019
	132,194	9.92%		0.42
	13.9%		227,154	8.51%
	9.2%		171,558	
0.04%		1.5%		159,725
6.5%		10.32%		25,822
	11.39%	2019	49,821	
	2,593		178,609	
7.62%				

3

2019

1879

17%

1408

19%

8

6028 /

10.7%

8

30%

51%

18

5

2020

30%

2019

687

13%

690

7%

17960 /

7%

12

18841 /

90-110

14,000-16,000 /

23%

16%

2019 31
 3381 225 107.19
 317 / 2019 , 20985
 246 , 9257 / 2018 10713 ,
 7.25% Wind 2019 39
 105 45.83% 124 688.89% 2019
 121 50.61%
 2019
 8030 2018 8684 7.53%;2019
 6884 6813 1.04%
 2020



/				80.00%	258,409	248,179	242,684	3,777	3,192			
/				100.00%	109,589	99,066	77,767	77,767	167,750			
/				100.00%	268,225	271,566	73,248	34,686	57,668			
/				100.00%	202,144	203,890	35,673	23,312	36,832			
/				100.00%	128,500	128,042	127,799	63,687	108,821			

--	--	--	--	--	--	--	--	--	--	--	--	--

	20,422,628.26	0.73%	1,285,955.27	0.07%	1,488.13%
	2,804,849,844.83	100.00%	1,971,469,133.18	100.00%	42.27%

2**10%**

	2,784,427,216.57	1,269,188,142.84	54.42%	41.33%	20.04%	8.08%
	2,784,427,216.57	1,269,188,142.84	54.42%	41.33%	20.04%	8.08%
	2,784,427,216.57	1,269,188,142.84	54.42%	41.33%	20.04%	8.08%

1

3

			2019
--	--	--	------

		2019		2018		
		1,269,188,142.84	99.95%	1,057,316,042.94	99.97%	20.04%
		694,518.00	0.05%	295,794.01	0.03%	134.80%

6

	0.00%
--	-------

5

1		1,751,376,834.00	42.82%
2		478,360,425.00	11.70%
3		260,525,182.91	6.37%
4		210,219,957.68	5.14%
5		164,383,090.00	4.02%
	--	2,864,865,489.59	70.05%

3

	2019	2018	

	2,680,900,000.00	2,096,898,990.61	27.85%
	2,632,523,748.18	3,380,761,594.07	-22.13%
	48,376,251.82	-1,283,862,603.46	103.77%
	260,031,445.58	-425,529,515.88	161.11%

现金流量项目	2019年12月	2018年12月	变动比例	变动原因
经营活动产生的现金流量净额	46,103.77%	48,376,251.82	-1,283,862,603.46	
投资活动产生的现金流量净额	161.11%	260,031,445.58	-425,529,515.88	

1

2019

	2019		2019			
	2,421,017,171.54	15.29%	2,148,536,287.71	16.77%	-1.48%	
	11,861,946,511.91	74.93%	9,948,583,870.75	77.64%	-2.71%	
	6,449,057.73	0.04%			0.04%	

	1,413,305,028. 53	8.93%	939,000,000.00	7.33%	1.60%	
--	----------------------	-------	----------------	-------	-------	--

2

3

	2019 12 31
	105,986,374.77
	2,602,214,341.54

			1,000,000,000.00	20.41%						200,000,000.00	0.00		2019 03 08	http://www.cninfo.com.cn/
			112,700,000.00	49.00%						40,000,000.00	-262,578.56		2019 08 06	http://www.cninfo.com.cn/

2


10%

			100000000	1,504,614,97 5.94	359,006,819. 93	473,989,770. 99	166,656,376. 04	107,927,700. 32
			80000000	915,828,124. 30	365,427,913. 70	797,967,691. 51	349,834,553. 05	262,491,516. 44

				2019 12 31	91,582.81	36,542.79
	2019 1 12			79,796.77	26,249.15	
3			65%			
15,385						
				2019 12 31	222,292.29	73,108.03
	2019 1 12			130,193.04	40,666.82	
4			100%			2,040.82
		2019 12 31		153,175.43	-7,644.15	2019
1	12	0		-8,642.93		

1

	3					
2017	5 26	2016		2016		2016 12 31
	320,100,000		10	1.00		
2018	5 26	2017		2017		2017 12 31
	320,100,000		10	1.00		
2019	4 18	2018		2018		2018 12 31
	320,100,000		10	1.00	3	
	10 3					



16 Váto

	512160000
--	-----------

1

2

(
)

3


()

			1			
			12			
				2		
	()		3	2020 03 18		12



()

			1			
				2		
				(
)		
			3			
					2020 03	
					18	



			1			
			2			
					2020 03 18	
			3			

	2 4 1
--	-------

1

2

2019	2019 03 27	http://www.cninfo.com.cn/
	2019 03 08	http://www.cninfo.com.cn/
	2019 03 23	http://www.cninfo.com.cn/
	2019 06 26	http://www.cninfo.com.cn/
2019	2019 07 18	http://www.cninfo.com.cn/
	2019 09 25	http://www.cninfo.com.cn/
	2019 11 07	http://www.cninfo.com.cn/
	2020 01 22	http://www.cninfo.com.cn/
	2020 03 18	http://www.cninfo.com.cn/

1

1

2

3

2

1

3

1

2

4

1

2

3

1

	819,680	0.26%		245,904	245,904	26,580	518,388	1,338,068	0.26%
3	819,680	0.26%		245,904	245,904	26,580	518,388	1,338,068	0.26%

2


1

2

2018		2018 12 31	320,100,000		10	1.00
	3		10 3	2019 5 8		2018
		320,100,000		512,160,000		

3

1

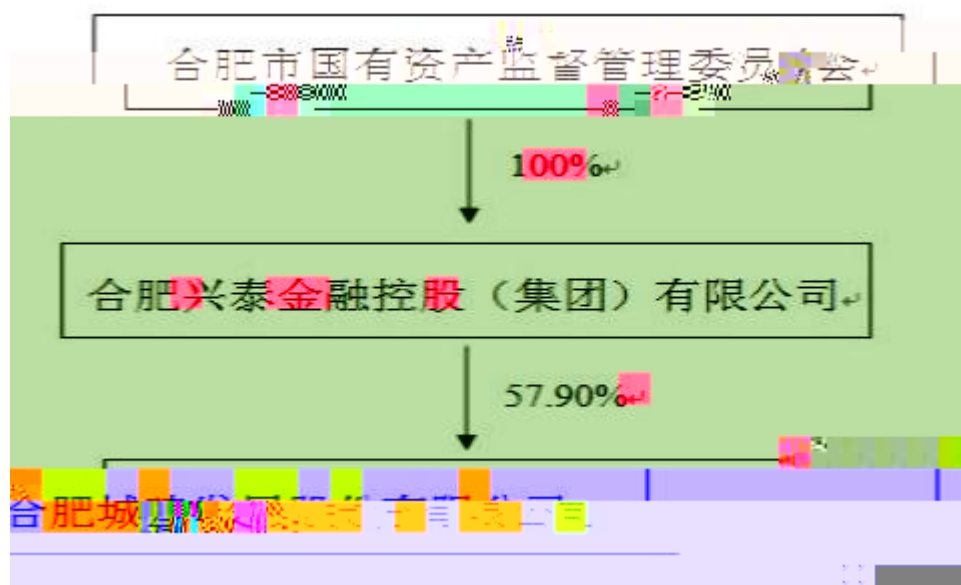


		1.13%	5,777,522		5,777,522	
		0.59%	3,015,200		3,015,200	

10

10

10



4 10%

5

--	--	--	--	--	--	--	--	--	--	--	--

2015

56 09 22

1963

1971

1966

1976

1954

2002 3

1962

30

2013 12

1964

MBA

2009 4

80

1964

2004

43 40

2011 11

1965

1970

1972

1998

1965

1970

1974

			56		52.33	
			56		45.69	
			48		35.44	
			43		27.78	
			53		0	
			57		5	
			65		5	
			55		0	

1



1

2


1



2019 3 **26** 4 26 8 21 10 23

2019

2018 □ □ al;A@O 'l&NäT“± h8t'aÓ€



	2020 04 13
	[2020]230Z1102

98.83%

2

1. 

2019

1

2

3

4

5

6

1

2019 12 31

	2019 12 31	2018 12 31
	2,421,017,171.54	2,148,536,287.71
	478,360,425.00	

	258,674,724.44	178,783,961.35
	11,861,946,511.91	9,948,583,870.75
	564,625,624.19	426,917,156.79
	15,584,624,457.08	12,702,821,276.60

	100,172,791.67	630,000,000.00
	737,867,980.22	566,366,026.15
	8,404,130,756.28	6,741,656,130.34

	19,849,326.07	
	14,046,473.56	14,046,473.56
	1,946,054,651.73	953,046,473.56
	13,347,878,075.93	10,816,538,450.83
	512,160,000.00	320,100,000.00
	97,935,680.72	193,965,680.72
	313,943,076.41	313,943,076.41

--	--	--

	372,099,682.54	195,226,824.64
	119,947,740.22	66,674,336.68
	74,954,151.36	

1.	323,591,533.53	247,549,649.28
2.	194,832,176.70	46,597,066.49

	323,591,533.53	247,549,649.28
	194,832,176.70	46,597,066.49
	0.6318	0.4833
	0.6318	0.4833

4

	2019	2018
	116,700,305.70	1,182,085,481.47
	45,180,077.14	625,720,426.48
	7,064,607.16	124,775,271.09
	40,579,428.57	30,453,172.21
	60,836,291.74	49,171,465.96
	125,401,121.61	203,352,644.80
	139,869,783.68	210,029,352.67
	14,866,770.97	7,014,527.47
	33,770.60	3,005,000.00
	-262,578.56	38,800,000.00
	-262,578.56	
	-	



	2,680,900,000.00	2,096,898,990.61
	2,253,700,000.00	2,912,600,000.00
	197,399,748.18	262,761,594.07
		9,700,000.00
	181,424,000.00	205,400,000.00
	2,632,523,748.18	3,380,761,594.07
	48,376,251.82	-1,283,862,603.46
	260,031,445.58	-425,529,515.88
	2,054,999,351.19	2,480,528,867.07
	2,315,030,796.77	2,054,999,351.19

6

	2019	2018
	2,181,095,711.15	1,746,459,855.92
	3,610,105.92	
	30,123,653.07	31,770,883.54
	2,214,829,470.14	1,778,230,739.46

	13,223,437.64	6,413,600.10
	13,223,437.64	45,214,000.10
	2,710,598.59	277,604.66
	114,700,000.00	123,705,797.16
	211,000,000.00	173,734,475.07
	328,410,598.59	297,717,876.89
	-315,187,160.95	-252,503,876.79
	1,522,400,000.00	1,830,000,000.00
	2,488,500,000.00	2,461,100,000.00
	4,010,900,000.00	4,291,100,000.00
	2,005,700,000.00	2,890,600,000.00
	189,158,119.84	243,274,655.16
	692,679,243.72	247,088,163.26
	2,887,537,363.56	3,380,962,818.42
	1,123,362,636.44	910,137,181.58
	428,243,030.14	325,591,429.10

	320,1				193,96				313,94		1,034,		1,862,	134,13	1,996,
	00,00				5,680.				3,076.		705,01		713,76	4,010.	847,77
	0.00				72				41		0.88		8.01	91	8.92

|

	320,1 00,00 0.00				290,01 1,424. 95				286,78 1,481. 23		846,32 6,956. 78		1,743, 219,86 2.96	124,896 ,997.35	1,868,1 16,860. 31

1									27,161 ,595.1 8		-27,16 1,595. 18				
2															
3											-32,01 0,000. 00		-32,01 0,000. 00	-9,700, 000.00	-41,710 ,000.00
4															

	2019											
	320,10 0,000.0 0				293,932, 904.63				313,943, 076.41	658,00 7,453.5 7		1,585,983, 434.61
	320,10 0,000.0 0				293,932, 904.63				313,943, 076.41	658,00 7,453.5 7		1,585,983, 434.61
	192,06 0,000.0 0				-96,030, 000.00					-338,53 1,040.7 9		-242,501,0 40.79
										-210,49 1,040.7 9		-210,491,0 40.79
1												
2												
3												
4												
										-32,010 ,000.00		

	192,06 0,000.0 0				-96,030, 000.00					-96,030 ,000.00		
1	192,06 0,000.0 0				-96,030, 000.00					-96,030 ,000.00		
2												
3												
4												
5												
6												
1												
2												

4



2020 4 13

1

			(%)
1			100.00 -
2			80.00 -
3			100.00 -
4			100.00 -
5			100.00 -
7			65.00
8			100.00
9			100.00
10			100.00

2

1

2

1 1 12 31

3

4

5

1

6 6

2

6 6

6

1

,

2

3

4

A.

a

b

c

B.

a

b

c

A.

B.

C.

5

6

A.

2

12

12

12

12

12

A

2

1

2

1

2

1

3

4

16

17

18

19

20

21

22

3


23

	35-50	2.77-1.94	3

24

1

2



A.

B.

2

A

B.

2

1

3

41 /

1

A.

B.

12

42

1

43

44

1



2019 4 30

2019

[2019]6

2019 6 17

2

3 2019

	2018 12 31	2019 01 01	
	2,148,536,287.71	2,148,536,287.71	
	178,783,961.35	178,783,961.35	

	426,917,156.79	426,917,156.79	
	12,702,821,276.60	12,702,821,276.60	

	10,816,538,450.83	10,816,538,450.83	
	320,100,000.00	320,100,000.00	
	193,965,680.72	193,965,680.72	
	313,943,076.41	313,943,076.41	
	1,034,705,010.88	1,034,705,010.88	
	1,862,713,768.01	1,862,713,768.01	
	134,134,010.91	134,134,010.91	
	1,996,847,778.92	1,996,847,778.92	
	12,813,386,229.75	12,813,386,229.75	

	2018 12 31	2019 01 01	
	772,297,533.50	772,297,533.50	
	364,514,812.02	364,514,812.02	

|

|

	293,932,904.63	293,932,904.63	
	313,943,076.41	313,943,076.41	
	658,007,453.57	658,007,453.57	
	1,585,983,434.61	1,585,983,434.61	

	1,469,441.64	-	-	1,469,441.64

45

1

		3% 5% 6% 9% 10% 13% 16%
		7% 5%
		25%
		20% 0% 50% 30% 50% 100% 40% 100% 100% 50% 200% 200% 60%
		3%
		2%

--	--

2

							[2019]13	2019
1	1	2021	12	31		100	25%	
		20%			20%	100	300	50%

3

1

	33,352.54	86,927.55
	2,314,997,444.23	2,054,912,423.64
	105,986,374.77	93,536,936.52
	2,421,017,171.54	2,148,536,287.71

105,986,374.77

2

3

--	--	--

4

1

--	--	--

2

6

--	--

--	--	--	--	--	--

5

1

	0.00									

--	--

	0.00
--	------

2

--	--	--	--	--	--	--

--	--	--

3

--	--

--	--	--	--	--	--

4

--	--	--	--

5

6

6

--	--	--

7

1

1	478,360,425.00	100.00%		
	478,360,425.00	--		--

1

2

ÓRISEI

2019 12 31

2

--	--	--	--	--

3

2

1

()		
-----	--	--

2

1

()				
-----	--	--	--	--

3

3

1

--	--	--


256,929,774.58

91,358,391.25

2

		12	()	()	
2019	1	1	6,952,376.89		6,952,376.89
2019	1	1			

4



5



|

9

1

3



2



	42,896,353.02	41,502,664.95	17,465,708.49	66,933,309.48
--	---------------	---------------	---------------	---------------

4

		1,038,527,183.25	
	2,994,163,769.91	1,543,784,678.88	
		19,902,479.41	
	599,049,966.12		
	3,593,213,736.03	2,602,678.13,	

--	--	--	--	--	--	--

12

--	--	--

/

13

	175,540,285.73	170,093,464.65
	219,448,373.98	199,120,409.85
	564,213.86	1,597,021.57
	57,770,462.32	31,514,339.00
	10,218,270.39	8,718,943.85
	5,503,238.00	6,596,546.54
	93,887,674.35	9,276,431.33
	1,693,105.56	
	564,625,624.19	426,917,156.79

2019

2018

32.26%

14

	12	()	()	
2019 1 1				

15

--	--	--	--	--

)	

7 259.25 392 ref*EMC in / MCD 184 gZ

	(
)	

18



4.	10,239,847.85			10,239,847.85

3

--	--	--

21

	61,125,107.61	64,160,683.95
	61,125,107.61	64,160,683.95

1

1.	70,798,180.77	9,925,559.99	4,122,710.78	84,846,451.54
2.	6,485,108.25			

1		719,225.90	1,657,127.74	2,376,353.64
(2)	3,554,298.42			

6

--	--	--

22

--	--	--

1

2

23

1

2

24

25

--	--	--

26

1

1.					

1.				1,038,920.40	1,038,920.40
2.				298,667.89	298,667.89
1				298,667.89	298,667.89
3.					
1					
4.				1,337,588.29	1,337,588.29
2.					
1					

27

28

1

	1,344,587.74					1,344,587.74
	1,344,587.74					1,344,587.74

2

		9,118,778.62		44,833,822.60
		14,046,473.56		14,046,473.56

4

		82,359,760.62	100,485.93
		336,439,143.72	22,489,180.16
		418,798,904.34	22,589,666.09

5

2020		3,307,488.35	4,624,471.18	
2021		1,600,820.48	2,640,653.30	
2022		2,235.77	7,495,551.45	
2023		7,551,929.62	7,728,504.23	
2024		323,976,669.50		
		336,439,143.72	22,489,180.16	--

2019

2018

79.66%

31

32

1

	100,000,000.00	630,000,000.00
	172,791.67	
	100,172,791.67	630,000,000.00

2

--	--	--	--	--

2019

2018

84.10%

33

34

--	--	--

35

--	--	--

36

1

	737,867,980.22	566,366,026.15
	737,867,980.22	566,366,026.15

2

1

	93,797,752.07	
	93,797,752.07	--

2019

2018

30.28%

37

1

	8,397,197,909.31	6,737,445,211.69
	6,932,846.97	4,210,918.65
	8,404,130,756.28	6,741,656,130.34

2

1

	4,101,679,043.17	
	4,101,679,043.17	--

3

1		879,081,824.33	1,979,905,244.41		99.00%
2			1,509,518,951.00		79.00%
3		604,740,979.00	1,227,164,196.00		35.00%
4		1,216,197,824.00	1,067,701,194.00		97.00%
5		1,173,741,923.30	952,289,042.30		95.00%

3

1
2
3
4

5 853.0ETQQ EMC /R</p>

2019 2018 132.10%

41

	841,047,316.34	392,347,165.66
	841,047,316.34	392,347,165.66

1

		3,590,460.41
		1,088,633.33

--	--	--

2

--	--	--

1

3

1

	740,000,000.00	320,000,000.00
	49,375,656.77	35,947,049.19
	13,899,669.36	13,322,634.57
	37,771,990.21	23,077,481.90
	841,047,316.34	392,347,165.66

2 1

	140,000,000.00	
	140,000,000.00	--

2019 2018 114.36%

42

--	--	--

43

	200,000.00	

2019	500,000,000.00	2019 12	2+1	500,000,000.00		500,000,000.00	347,222.22	6,601.35			498,853,823.57
	--										

51

--	--	--	--	--	--	--	--

--	--	--	--	--	--	--	--	--	--

52

--	--	--

53

		+ -					
	320,100,000.00		96,030,000.00	96,030,000.00		192,060,000.00	512,160,000.00

	2019		2018		2018
		320,100,000		10	3
10	3				

54

1

2

55

	193,965,498.40		96,030,000.00	97,935,498.40
	182.32			

	313,943,076.41			313,943,076.41
--	----------------	--	--	----------------

60

	1,034,705,010.88	846,326,956.78
	1,034,705,010.88	846,326,956.78
	323,591,533.53	247,549,649.28
		13,580,797.59
		13,580,797.59
	32,010,000.00	32,010,000.00
	96,030,000.00	
	1,230,256,544.41	1,034,705,010.88

- 1)
- 2)
- 3)
- 4)
- 5)

61

	2,784,427,216.57	1,269,188,142.84	1,970,183,177.91	1,057,316,042.94
	20,422,628.26	694,518.00	1,285,955.27	295,794.01
	2,804,849,844.83	1,269,882,660.84	1,971,469,133.18	1,057,611,836.95

--	--	--

1		1,301,930,423.28
2		797,967,691.51
3		473,833,638.14
4		81,302,180.02
5		53,853,386.79

62

	9,329,998.24	5,348,803.24
	4,588,996.63	2,995,576.58
	2,254,117.74	1,785,228.61
	5,028,676.46	5,982,843.23
	1,405,457.40	1,494,190.20
	344,085,630.82	168,079,541.80
	3,059,524.74	1,987,392.46
	1,047,399.01	5,343,894.62
	956,956.02	1,956,464.18
	342,925.48	252,889.72
	372,099,682.54	195,226,824.64

2019 2018 90.60%

63

	87,379,529.02	19,888,007.03
	11,243,849.58	18,394,555.22
	10,334,096.20	12,801,397.46
	1,809,781.38	5,638,217.98
	3,561,461.44	2,957,756.37
	74,174.00	1,453,248.00
	5,544,848.60	5,541,154.62
	119,947,740.22	66,674,336.68

2019 2018 79.90%

64

	51,155,297.60	46,600,302.55
	3,489,501.49	4,149,414.54
	10,919,771.33	2,545,178.11
	1,529,598.35	3,222,461.55
	558,387.51	1,051,416.13
	1,178,736.75	798,783.22
	106,039.21	46,840.90
	6,016,819.12	6,748,651.78
	74,954,151.36	65,163,048.78

65

--	--	--

66

	123,091,267.88	178,700,864.74
	25,085,260.87	16,531,743.99
	98,006,007.01	162,169,120.75
	3,249,575.41	6,936,276.51
	101,255,582.42	169,105,397.26

2019 2018 40.12%

67

--	--	--

72

		-3,875,832.41
	-2,609,742.76	-22,038,486.77
	-2,609,742.76	-25,914,319.18

2019 2018 23,304,576.42

73

		-52,470.71
		-52,470.71

74

	245,564.00		245,564.00
	1,353,358.61	711,471.43	1,353,358.61
	1,598,922.61	711,471.43	1,598,922.61

									/
--	--	--	--	--	--	--	--	--	---

2019 2018 124.73%

75

	69,900.00	180,000.00	69,900.00
	24,451,968.83		24,451,968.83
	73,495.48		73,495.48
	560,487.99	448,128.70	560,487.99
	25,155,852.30	628,128.70	25,155,852.30

77

78

1

	50,143,275.66	36,224,385.58
	35,631,955.07	29,696,910.06
	245,564.00	3,560,000.00
	66,786,368.26	3,438,899.77
	152,807,162.99	72,920,195.41

		90,300,000.00
		173,734,475.07
	160,000,000.00	
	51,000,000.00	
	211,000,000.00	264,034,475.07

5

	600,000,000.00	
2019	498,500,000.00	
		16,898,990.61
	1,098,500,000.00	16,898,990.61

6

	180,000,000.00	200,000,000.00
	1,424,000.00	5,400,000.00
	181,424,000.00	205,400,000.00

79

1

1	--	--
	518,423,710.23	294,146,715.77
	14,930,397.67	25,914,319.18

	3,404,217.64	3,076,491.90
	298,667.89	83,663.95
		52,470.71
	73,495.48	
	98,006,007.01	162,169,120.75
	262,578.56	
	35,715,043.98	29,758,968.06
	-1,880,564,827.22	-2,861,399,302.89
	-535,885,333.52	1,436,492,982.14
	2,266,474,066.21	2,140,753,279.38
	521,138,023.93	1,231,048,708.95
2	--	--
3	--	--
	2,315,030,796.77	2,054,999,351.19
	2,054,999,351.19	2,480,528,867.07
	260,031,445.58	-425,529,515.88

	--
	--

4

	2,315,030,796.77	2,054,999,351.19
	33,352.54	86,927.55
	2,314,997,944.23	2,054,912,423.64
	2,315,030,796.77	2,054,999,351.19

80

81

	105,986,374.77	
	2,602,214,341.54	
	2,708,200,716.31	--

82

1

	--	--	
	--	--	

2

85

1

1

--	--	--	--	--	--	--	--	--

2

5

6

2

1

--	--	--	--	--	--	--	--	--

2

--	--

3

3

4

5

2019 2 10,000.00
100% 2019 12 31 200.00

6

1

1

4

5

2


1

2019

2

3

1



	560,930,563.70	
	181,149.14	
	561,111,712.84	
	331,647,587.46	
	331,647,587.46	
	229,464,125.38	
	112,437,421.44	
	112,437,421.44	
	-535,874.62	
	-535,874.62	

4

	/	/
	--	--
	--	--
	--	--
	--	--

5

5

6

1

2

3

1

2019 12 31
211,110.00

0.25

527.78

2

1

	--	--	--	--
	--	--	--	--

2

3

4

5

6

7

8

9

1

			600,000.00	57.90%	57.90%

2

3

--	--

4

5

1

/

--	--	--	--	--	--

/

--	--	--	--

2

/

/

/

/	/	/	/	/	/	/
---	---	---	---	---	---	---

/

/

/	/	/	/	/	/	/
---	---	---	---	---	---	---

/

3

--	--	--	--

--	--	--	--

4

--	--	--	--	--

--	--	--	--	--

120,000,000.00 2019 12

	140,000,000.00	2019 01 06	2020 01 06	
	270,000,000.00	2019 09 05	2020 09 05	
	330,000,000.00	2019 09 11	2020 09 11	

160,000,000.00 2019 10 09

2

--	--	--	--

2

1

31

375,515.77

2019 12

2019

4

2020 1

2020 4 13

1

1

--	--	--	--

2

--	--	--

2

3

1

2

4

5

--	--	--	--	--	--	--

6

1

2

--	--	--	--

3

98.83%

4

7

8

1

1

	0.00									

--	--

2

|

|

3**1**

0.48 ref056.4

	3,455,243.72	354,555,321.34
	161,643,333.33	
	669,382.42	9,826,551.72
	1,279,462.20	1,602,380.60
	167,047,421.67	365,984,253.66

	1,469,441.64	7,060,418.00			8,529,859.64	
	1,469,441.64	7,060,418.00			8,529,859.64	


6

--	--	--	--	--

7**8**

2019 2018 54.36%

3

	100,000,000.0 0				100,000,000.00	
						

	116,700,305.70	45,180,077.14	1,182,085,481.47	625,720,426.48
--	----------------	---------------	------------------	----------------

5

			38,800,000.00
		-262,578.56	
		-262,578.56	38,800,000.00

6

1

	-73,495.48	
	272,364.49	
	5,349,040.89	
	-23,728,998.21	
	34,228.33	
	-4,973,407.79	
	653,649.47	
	-13,827,101.66	--

1

1

2

		/	/
	15.98%	0.6318	0.6318
	16.67%	0.6588	0.6588

3

1

2

3

