

002208



	/
	14-15

”





.....5

.....8

.....10

.....10

.....11

.....11

.....11

.....11

.....12

.....15

.....16

.....17

.....18

.....19

.....28

.....28

.....28

.....30

.....31

.....31

.....31

.....33

.....34

.....34

.....37

.....37

.....40

.....41

.....	41
.....	42
.....	42
.....	47
.....	47
.....	48
.....	50
.....	50
.....	50
.....	51
.....	52
.....	53
.....	53
.....	53
.....	54
.....	55
.....	55
.....	56
.....	56
.....	57
.....	58
.....	58
.....	58
.....	59
.....	63
.....	67
.....	69
.....	70

	70
	73
	75
	75
	75
	76
	77
	77
	79
	80
	83
	83
12	84
	86
	90
	90
	91
	92
	94



“ ”

100%

/

60

11.51 /

10

10.00

100%

20%

20

90%

10



E



2

“ ”



1.00

A

10



10

12

” “ “ D ” “
” “ ” “
”

/

16



	320,100,000	
185,348,160		57.90%



1

/

2

3

4

5

6

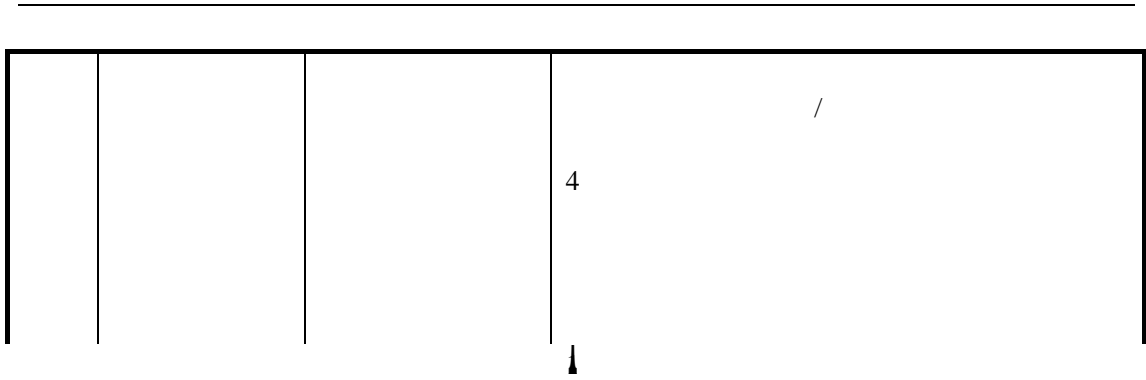
2			1 2 3 4

1

3

2





4

2

3

2

/

)

(

			() 1 2 3 () 1 2 3 () 1 2 3 () 1 2 3
5			1 2 3

			4
6			1 2
7			1 2 3



			3 4 5
3			1 2 3
4			() 1 2 3 () 1 2 3 () 1



1			1 / / 2 / 3 / / 4
2			1 2 3 4
3			1 2



26

28

36

20

6

6

6

12

/

www.szse.cn

2019 3 22

/



1





20

1

20

		21 2019 2 1	1 2019 3 8	%
	002208.SZ	9.77	14.26	45.96%
	399101.SZ	7,581.18	9,323.30	22.98%
Wind	882011.WI	3,228.79	3,636.05	12.61%
		22.98%		
		33.34%		

20

20%

[2007]128

“ ” “

” “

”

2

3

2019 3 22

[2007]128

1

+

“ + ”

”

“

2

AAA

200

10

3

” “G60” ”

“

4



1

“ ”

100%

“ + ”



3



60 11.51 /

10 10.00

100% 20%

20 90%

100%

2017

50%

5%

185,348,160

57.90%

60

100%

	/	90% /
20	12.67	11.41
60	11.51	10.36
120	11.03	9.93

/

60

11.51 /

3

1

2

/

4

36

6

20

6

6

5

2

“

”



20

90%



/

100%

“ + + ”

“ ”

2017
13,276.56

275,191.93

185,348,160

320,100,000

57.90%

1

2019 3 22

	Hefei Urban Construction Development Co.,LTD
	913401007139651607
	002208
	100 A (
	1 201)
	320,100,000
	()

[1998]79

2008 1

2008 40

2,670

1

2008 1

10,670

2008	5	30	2007			106,700,000
				10	3	10
2			10		1	106,700,000
			160,050,000			
2010	6	10	2009			160,050,000
				10	5	10
5			10		0.6	
160,050,000			320,100,000			

2019 3 8

1	()	185,348,160	57.90%
2			

2		1,884,500	0.59%
3		1,617,800	0.51%
4		989,921	0.31%
5		888,451	0.28%
6		770,100	0.24%
7		650,434	0.20%
8		645,200	0.20%
9		621,500	0.19%

10

1

	1999 1 18
	1688 23
	913401007199675462

60

185,316,118

2015 12 9

“ [2015]1271 ”

AAA

2015				
2015	18.81	2016	26.27	2016
2015	39.64%	2017	27.52	2017
2016	4.77%	2018	15.07	
	12.51%			

2016 2017 2018 1-9

	2018 9 30	2017 12 31	2016 12 31
--	------------------	-------------------	-------------------

	-40,096.96	81,001.01	63,087.57
	2018 1-9	2017	2016
/	0.56	0.41	0.34
	39.80%	26.92%	17.66%
	84.28%	83.85%	82.27%
	9.89%	7.87%	6.83%

2016

2017

2018

1-9

2

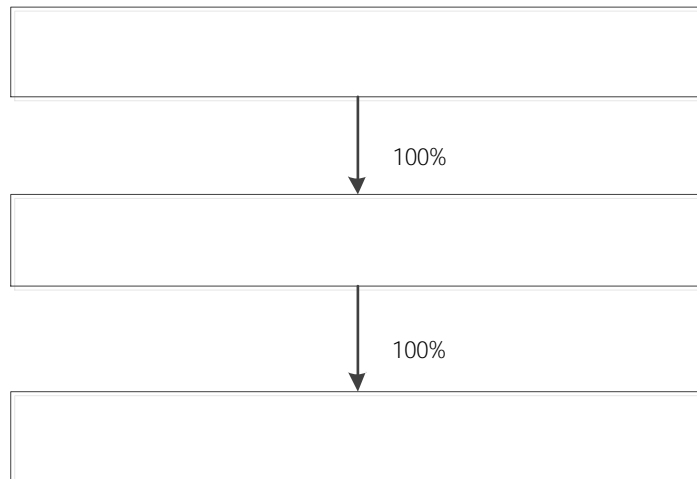
100%

100%

	100 1 5-6,21-23
	1,195,400.00
	913401003367688140
	2015 4 1

10

	10 12
	100,000
	2007 11 14
	2007 11 14 2027 11 13
	91340100667943138N
	()



100%

1

1		2.09	195.79	27.26
2		3.03	107.83	23.11
3		1.94	249.89	32.25
4		61.66	2.0	
5		107.61	15.42 2.16	
6			1.77	106.85
7		113	1.53	16 11.6
8			107.00	5
9		2.06	320	54.58

10		2.03 “ +”	48.78
11		77.6	7
12		117.87	1.54
13		148.31	1.35

14 D-3 146.00

		121.75	36
--	--	--------	----

2



91340100073912326H

	100%

4

	1
	10,000
	2019 1 17
	2019 1 17 2039 1 16
	91340122MA2TEACD3B
	; ;
	100%

5

	5,000
	2013 3 22
	2013 3 22 2033 3 21
	9134122606364556XJ
	93% 7%

6

	10-12
	10,000
	2013 6 14
	2013 6 14 2033 6 14
	91340100070935039D
	76.36%
	23.64%

7

B

--	--

4999

	377,959.02	390,076.51
	224,343.77	246,412.10
	153,615.26	143,664.41
	143,951.82	135,420.70
	2018	2017
	65,933.45	56,798.55
	13,191.57	14,336.03



100%

/

A

1.00

1

2

90%

20

60

120

20

60

120

	/	90% /
20	12.67	11.41
60	11.51	10.36
120	11.03	9.93

/

60

11.51 /

1

2

/

36

6

20

6

71



2

“ ”



1.00

A

10

20

90%



100%

“ + + ”

“

”

2017

1,156,800.17

2017

275,191.93

13,276.56



	320,100,000	
185,348,160		57.90%

#



1

2

3

/





20

1

20

	21			1			%
	2019	2	1	2019	3	8	
	002208.SZ		9.77		14.26		45.96%
	399101.SZ		7,581.18		9,323.30		22.98%
Wind	882011.WI		3,228.79		3,636.05		12.61%
							22.98%
							33.34%

20

20%

[2007]128

“ ” “

” “

”

2

3

2019 3 22







36

20

6

6

6

12

/

www.szse.cn

12

12

49%

2018 12 17

84

[2007]128 “ 128 ”

128

2019 3 11
 2019 3 8 14.26 / 21
 2019 2 1 9.77 / 20
 2019 2 11 2019 3 8
 45.96% 399101.SZ 22.98%
 Wind 882011.WI 12.61%

	21 2019 2 1	1 2019 3 8	%
002208.SZ	9.77	14.26	45.96%
399101.SZ	7,581.18	9,323.30	22.98%
Wind 882011.WI	3,228.79	3,636.05	12.61%
		22.98%	
		33.34%	

Wind

Wind

20

22.98% 33.34%

20

20%

[2007]128

1

1

2019 3 9

2019 3 11

2

3

1 2019 2 22
www.cninfo.com.cn
2019012 2019 3 5
www.cninfo.com.cn
2019015

2 2019 2 26
www.cninfo.com.cn 2018 2019013
2018

2018 2019014

2018 2018
2018 12 31 320,100,000.00 10
1.00 10
3 3

3 2019 3 8
www.cninfo.com.cn
2019019

500 550

20

20%

2019 3 11

2018 9 7

2019 3 8

“ ”

1

2019 3 8

/					
		2019.1.15		-100.00	-
		2019.2.27		4,200.00	4,200.00



2

}



“ 36

”



“ ”



/

6

7

8



